

# Greyhound life cycle report



1 July – 30 September 2024

The Greyhound Welfare and Integrity Commission publishes a quarterly report of the status of the registered greyhound population and life cycle events such as breeding, naming, retirement, euthanasia, and death for greyhounds registered with the Commission.

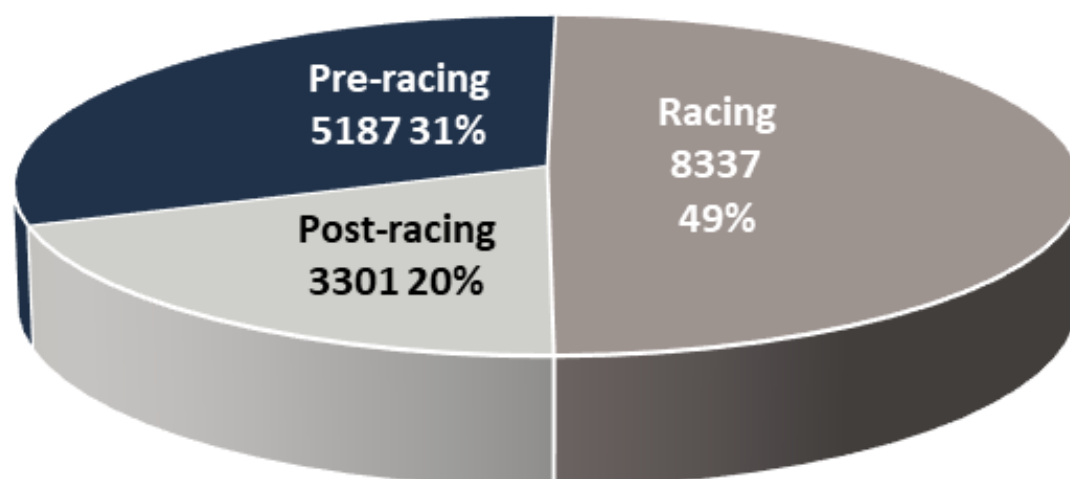
Participants are required to notify the Commission within 14 days from the date of servicing, whelping and retirement, and within two days from the date of euthanasia or death of a greyhound.

*Figures for this quarter may be lower than in future reports due to late notifications from participants. Values for previous financial years have been reconciled with annual reports for greater accuracy. Interstate transfer information is not included in this report pending an audit of transfer processes between data systems.*

## Greyhound numbers and status

As at 30 September 2024, the estimated industry greyhound population was 16,825 (Figure 1), a decrease of 584 from the previous quarter. The proportion of retired greyhounds has increased by 2%, while the proportion of racing and pre-racing greyhounds has each decreased by 1%.

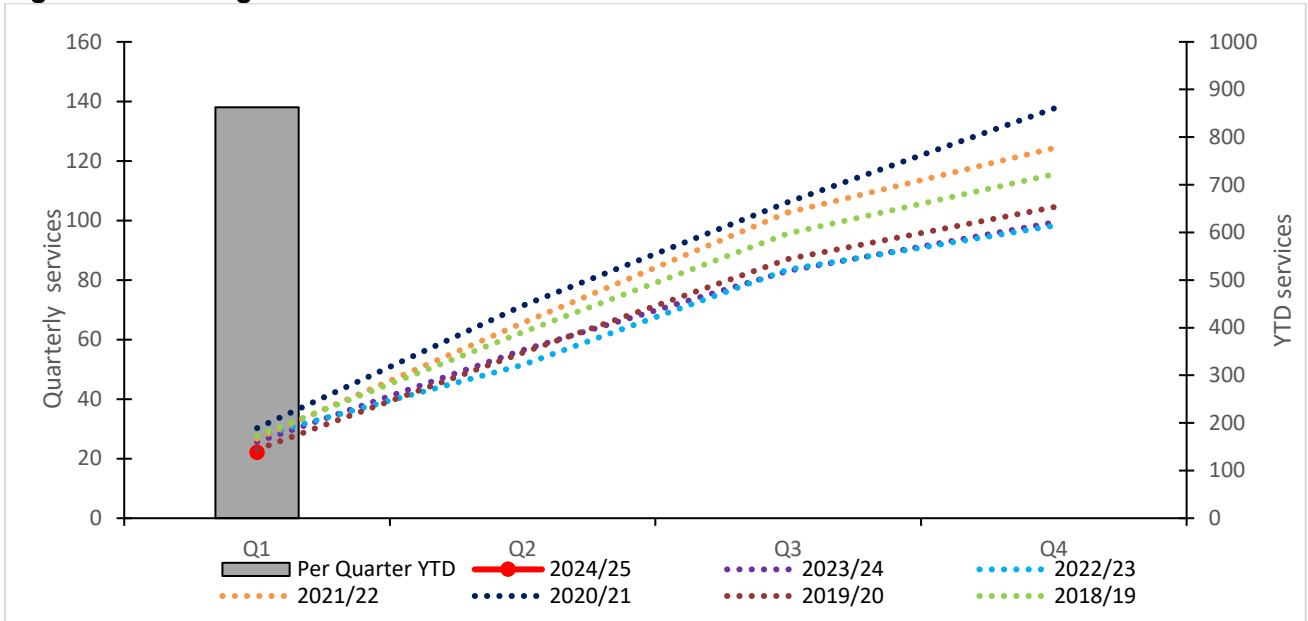
**Figure 1: Registered greyhound population**



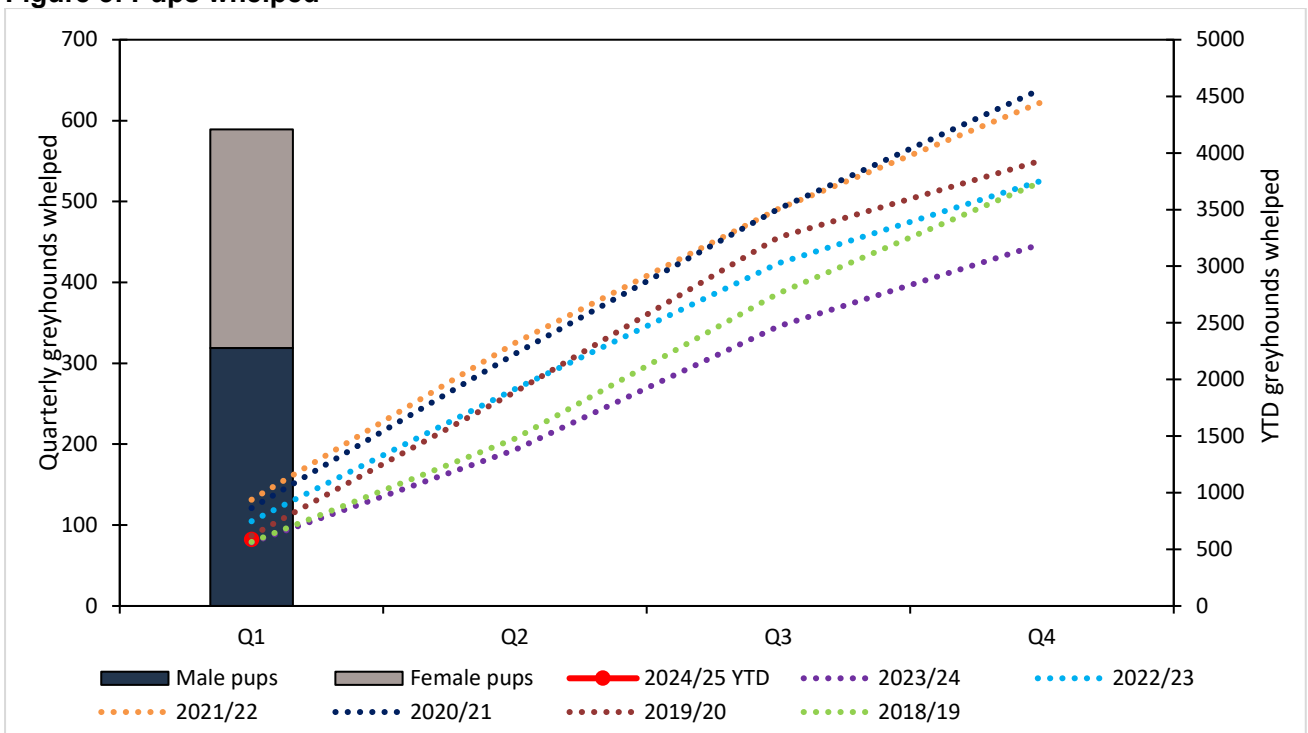
## Breeding

The Commission received notifications for 138 breeding services that occurred in July-September 2024, (Figure 2) and 589 greyhounds whelped from 88 litters (Figure 3).

**Figure 2: Breeding services**



**Figure 3: Pups whelped**



## Retirement

Retired greyhounds owned by an industry participant remain registered with the Commission. Those that transfer to the ownership of a non-industry participant are registered as pets on the NSW Pet Registry and are no longer registered with the Commission.

**Table 1: Greyhound retirements reported by participants this quarter.**

Destination	Number	%
Retained by an industry participant	261	38%
Rehomed privately by owner or trainer to a non-participant	153	22%
Accepted by a Greyhounds as Pets (GAP) facility <sup>1</sup>	232	34%
Accepted by another animal adoption agency <sup>2</sup>	40	6%
Other	1	<1%
<b>Total</b>	<b>687</b>	

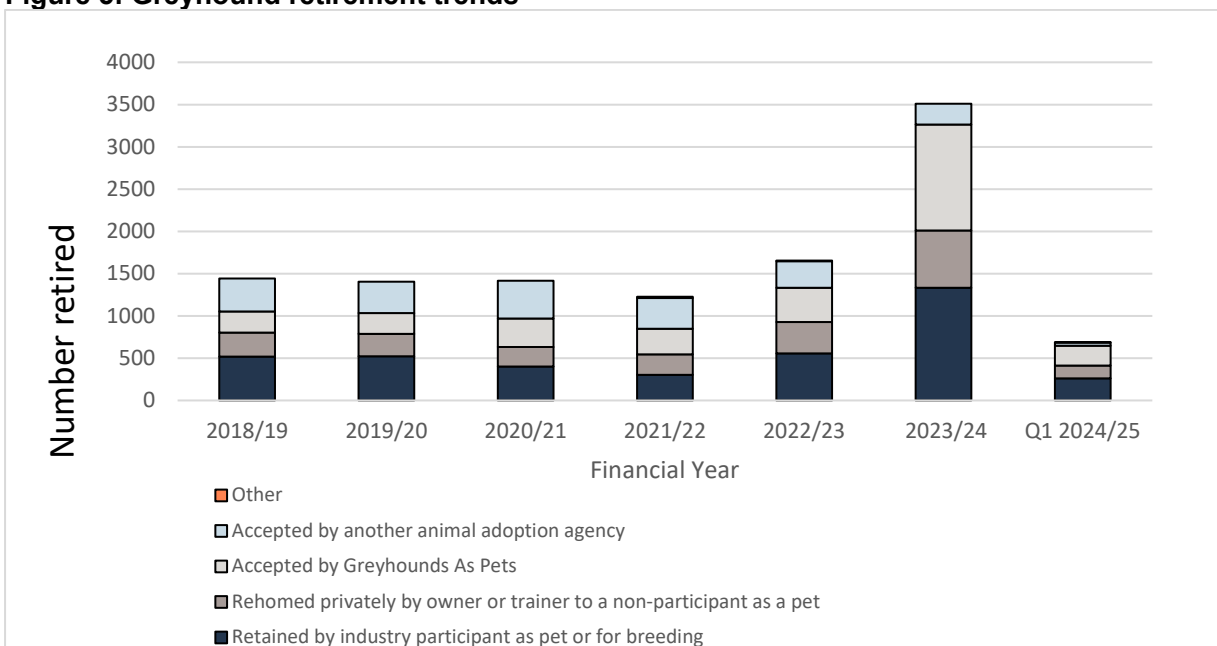
<sup>1</sup> A not-for-profit initiative coordinated by Greyhound Racing NSW. Note that this figure does not include greyhounds assisted through other GAP rehoming schemes.

<sup>2</sup> Including the RSPCA, AWL, or council animal care facilities.

**Table 2: Greyhound retirement trends**

Destination	FY 18/19		FY 19/20		FY 20/21		FY 21/22		FY 22/23		FY 23/24		Q1 FY 24/25	
Retained by an industry participant	517	36%	524	37%	403	28%	302	25%	557	34%	1,332	38%	261	38%
Rehomed privately by owner or trainer to a non-participant	285	20%	262	19%	229	16%	245	20%	371	22%	679	19%	153	22%
Accepted by a Greyhounds as Pets (GAP) centre	249	17%	246	17%	339	24%	301	25%	404	24%	1,253	36%	232	34%
Accepted by another animal adoption agency	390	27%	373	27%	447	32%	365	30%	314	19%	243	7%	40	6%
Other							14	1%	8	<1%	2	<1%	1	<1%
<b>Total</b>	<b>1,441</b>		<b>1,405</b>		<b>1,418</b>		<b>1,227</b>		<b>1,654</b>		<b>3,509</b>		<b>687</b>	

**Figure 5: Greyhound retirement trends**



In the first quarter of 2024/25, 687 greyhound retirement notifications were received (Table 2, Figure 5). Retirement destinations were proportionately similar to last financial year.

The large increase in retirements in 2023/24 can be attributed to the requirement for eTrac check-ins, which provides an incentive for owners to notify the Commission when a greyhound is no longer racing. (Retired greyhounds owned by an industry participant must be checked in every 12 months, whereas racing greyhounds must be checked in every 6 months.) Commission staff have also made extensive efforts to contact owners of older greyhounds unlikely to race again, encouraging them to submit retirement notifications.

## Mortalities

Mortalities include both the euthanasia of greyhounds, and greyhound deaths not brought about by veterinary action.

### Euthanasia

Euthanasia of greyhounds registered with the Commission must conform with the Greyhound Rehoming Policy (<https://www.gwic.nsw.gov.au/integrity/rulesandpolicies>). Euthanasia categories used in this report are described in the policy.

**Table 3: Greyhound euthanasia reported by participants this quarter.**

Cause	Number	%
Medical euthanasia not at racetrack certified by a registered veterinarian <sup>1</sup> due to		
injury	56	38%
illness	86	58%
Medical euthanasia due to emergency <sup>2</sup>	0	0%
Euthanasia at race meeting due to injury	2	2%
Euthanasia after registered veterinarian certified that the greyhound was behaviourally unsuitable for rehoming or a known risk to people <sup>3</sup>	4	3%
<b>Total</b>	<b>148</b>	

<sup>1</sup>The veterinarian must certify that the greyhound was suffering from an intractable injury or illness that causes significant pain or discomfort, or a marked reduction in quality of life, such that is inhumane or would otherwise compromise the welfare of the greyhound to delay euthanasia.

<sup>2</sup>The circumstances surrounding any emergency euthanasia are examined by the Commission to ensure they are in accordance with the Commission's policies and the *Prevention of Cruelty to Animals Act 1979*.

<sup>3</sup>Euthanasia for behavioural reasons is not currently permitted under the Greyhound Rehoming Policy. These cases are investigated to determine if a breach of the Policy has occurred.

This quarter, the Commission received 148 euthanasia notifications, similar to the previous quarter (136) (Table 3).

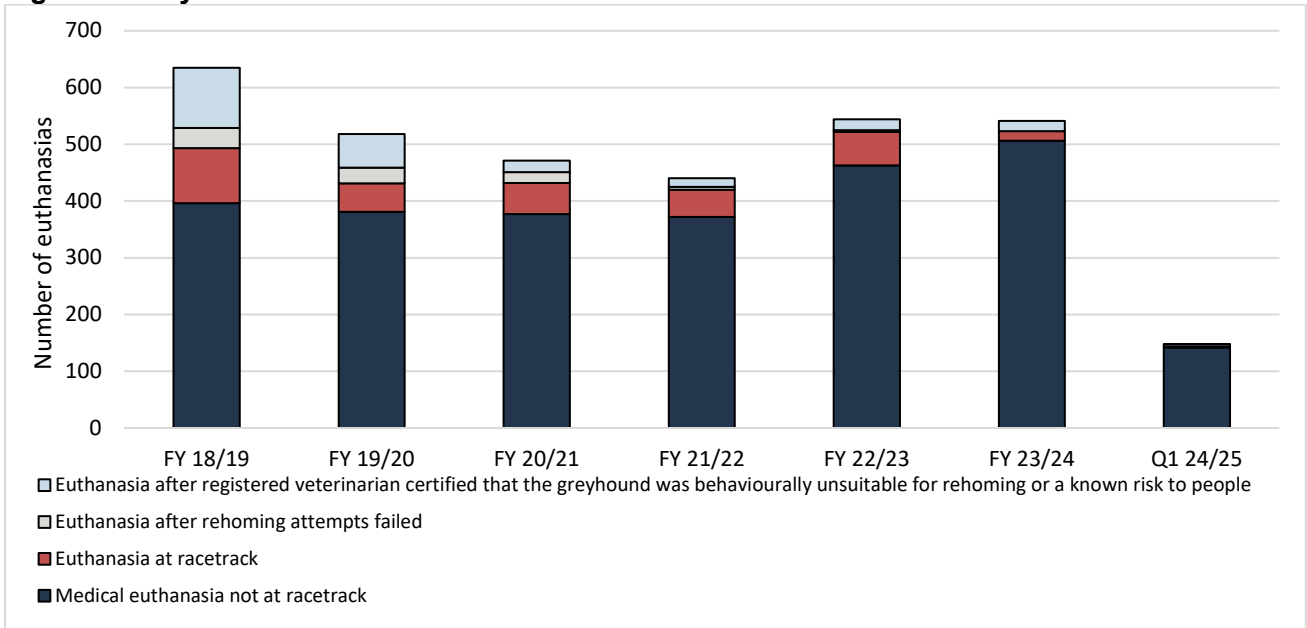
**Table 4: Greyhound euthanasia trends**

Cause	FY 18/19		FY 19/20		FY 20/21		FY 21/22		FY 22/23		FY 23/24		Q1 FY 22/25	
Medical euthanasia not at racetrack	396	62%	381	74%	377	80%	372	85%	463	85%	506	94%	142	95%
Euthanasia at racetrack	97	15%	50	10%	55	12%	48	11%	59	11%	17	3%	2	2%
Rehoming attempts failed	36	6%	28	5%	19	4%	5	1%	3	1%	0	0%	0	0%
Behaviourally unsuitable <sup>1</sup>	106	17%	59	11%	20	4%	15	3%	19	3%	18	3%	4	3%
<b>Total</b>	<b>635</b>		<b>518</b>		<b>471</b>		<b>440</b>		<b>544</b>		<b>541</b>		<b>148</b>	

<sup>1</sup>Euthanasia for behavioural reasons was not permitted under the Greyhound Rehoming Policy from 1 December 2019 onwards. Current GWIC policy requires this notification to be certified as necessary by a veterinary practitioner.

Illness and injury accounted for 95% of euthanasias this quarter (Table 4), similar to the proportion seen in 2023/24 (Table 4).

**Figure 6: Greyhound euthanasia trends**



The number of euthanasias this quarter remained consistent with trends in the previous financial years. The increase in the proportion of medical euthanasias and decline in the proportion of on-track euthanasias this quarter (Table 3) reflects long-term declines since FY2019 (Table 4 and Figure 6). The decline in on-track euthanasia is likely to be due to improved track conditions, the Commission’s introduction of a serious injury treatment policy, and the GRNSW Greyhound Care Scheme.

The percentage of greyhounds euthanased due to behavioral issues has leveled at a low of 2-3% over the past two years, marking a significant decrease from 17% in FY2019 (Table 4).

## Death

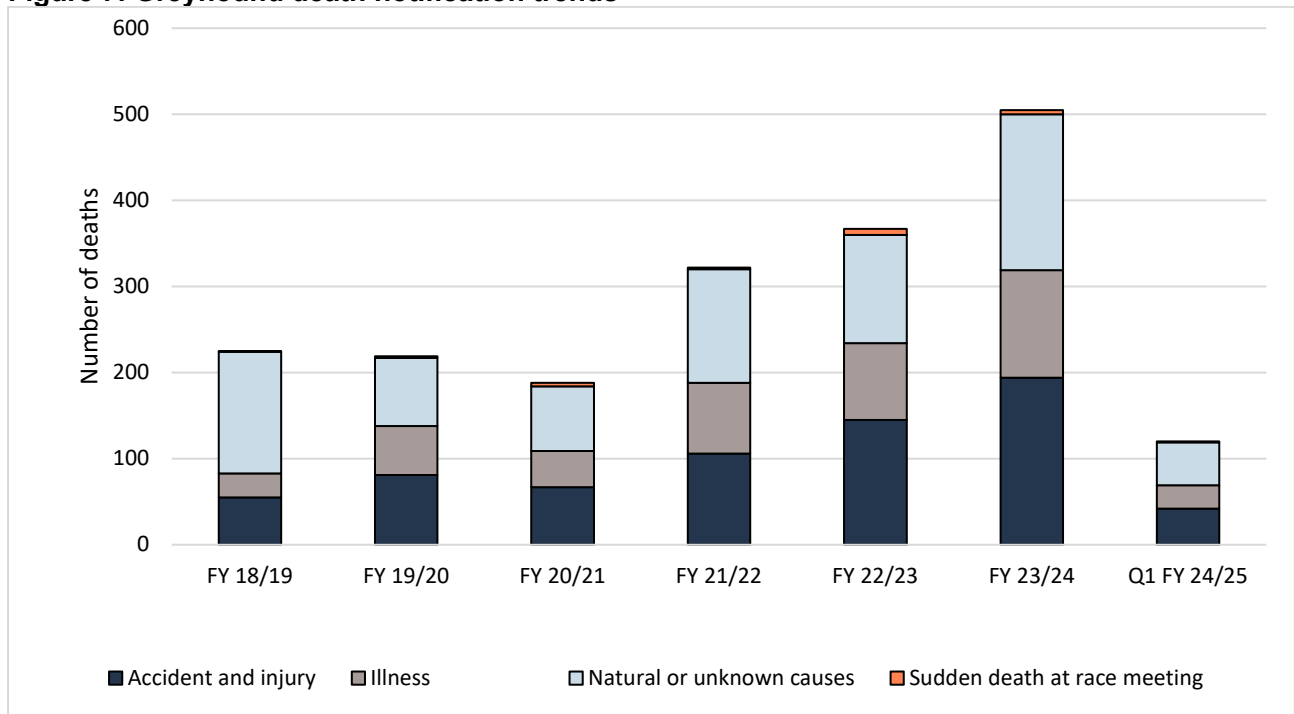
**Table 5: Greyhound deaths reported by participants this quarter.**

Cause	Number	%
Deceased due to accident and/or injury	42	35%
Deceased due to illness	27	23%
Deceased due to natural or unknown causes	50	42%
Sudden death at race meeting	1	<1%
<b>Total</b>	<b>120</b>	

**Table 6: Greyhound death notification trends**

Cause	FY 18/19		FY 19/20		FY 20/21		FY 21/22		FY 22/23		FY 23/24		Q1 FY 224/25	
Accident and injury	55	24%	81	37%	67	36%	106	33%	145	40%	194	38%	42	35%
Illness	28	12%	57	26%	42	22%	82	25%	89	24%	125	25%	27	23%
Natural or unknown causes	141	63%	79	36%	75	40%	132	41%	126	34%	181	36%	50	42%
Sudden death at race meeting	1	<1%	2	<1%	4	2%	2	<1%	7	2%	5	<1%	1	<1%
<b>Total</b>	<b>225</b>		<b>219</b>		<b>188</b>		<b>322</b>		<b>367</b>		<b>505</b>		<b>120</b>	

**Figure 7: Greyhound death notification trends**



A total of 120 greyhounds died this quarter, slightly higher than the 90 deaths in the previous quarter, but consistent with the increasing number of deaths seen for the last three years (Table 6 and Figure 7). This steady growth since FY2021 can be attributed to improved participant compliance with death notification requirements, and historically high whelping rates which have resulted in an older greyhound population, increasing the likelihood of deaths from illness and natural causes.