

# Greyhound life cycle report

1 January – 31 March 2023



The Greyhound Welfare and Integrity Commission publishes a quarterly report of the status of the registered greyhound population and life cycle events such as breeding, naming, retirement, euthanasia and death for greyhounds registered with the Commission.

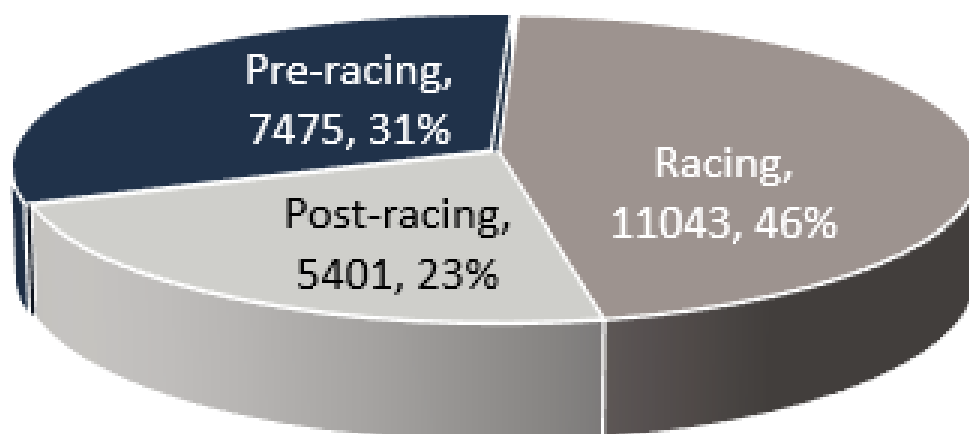
Participants are required to notify the Commission within 14 days from the date of servicing, whelping and retirement, and within two days from the date of euthanasia or death of a greyhound.

*Note that financial year figures have been reconciled for the full year and include late notifications, so may not match the sum of figures in previous quarterly reports.*

## Greyhound numbers and status

The number of greyhounds on the NSW register as at 31 March 2023 was 23,919 (Figure 1).

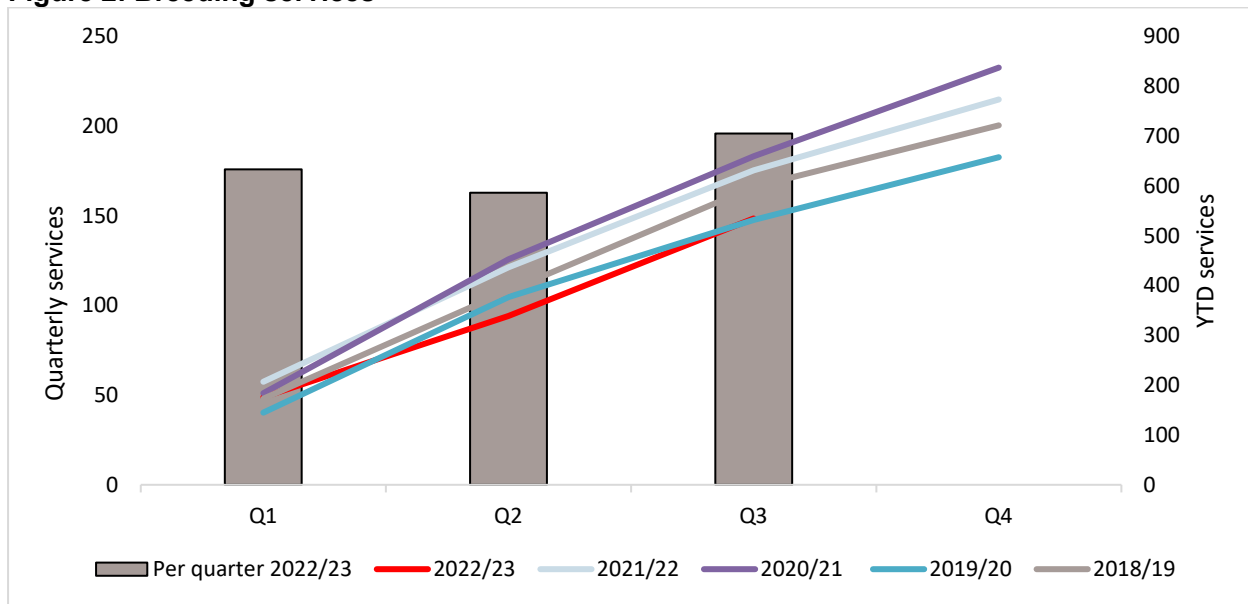
**Figure 1: Status of greyhounds on the NSW Greyhound Register**



## Breeding

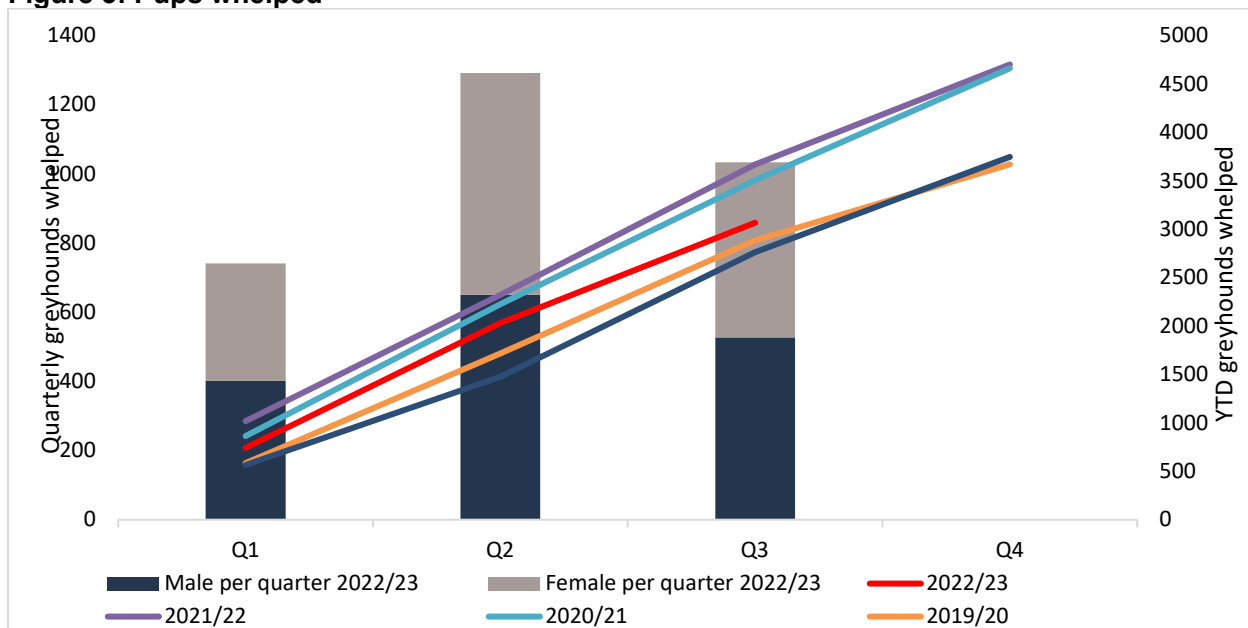
This quarter, 196 breeding services were notified to the Commission.

**Figure 2: Breeding services**



This quarter 1034 pups whelped from 158 litters were notified to the Commission.

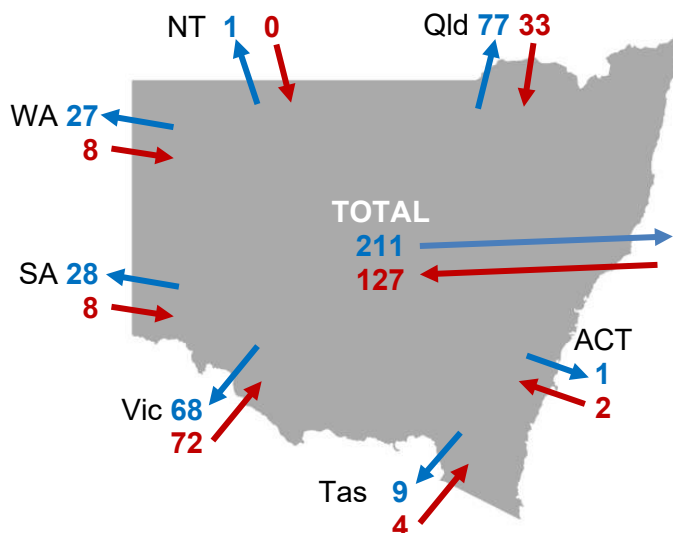
**Figure 3: Pups whelped**



## Interstate transfers and international exports

This quarter, 211 NSW-registered greyhounds were transferred out of NSW to other jurisdictions and 127 greyhounds were transferred from other jurisdictions into NSW (Figure 4). The largest exchanges both in and out of NSW were with Victoria and Queensland, probably reflecting the relative size of the greyhound racing industries in those states.

**Figure 4: Greyhounds transferred into and out of NSW**



## Retirement

Retired greyhounds owned by an industry participant remain registered with the Commission. Those that transfer to the ownership of a non-industry participant are registered as pets on the NSW Pet Registry and are no longer registered with the Commission.

**Table 1: Greyhound retirements reported by participants this quarter**

Destination	Number	%
Retained by an industry participant	112	27%
Rehomed privately by owner or trainer to a non-participant	82	20%
Accepted by Greyhounds as Pets <sup>1</sup> (GAP)	103	24%
Accepted by another animal rescue or adoption agency <sup>2</sup>	121	29%
Other	1	<1%
<b>Total</b>	<b>419</b>	

<sup>1</sup> A not-for-profit initiative coordinated by Greyhound Racing NSW.

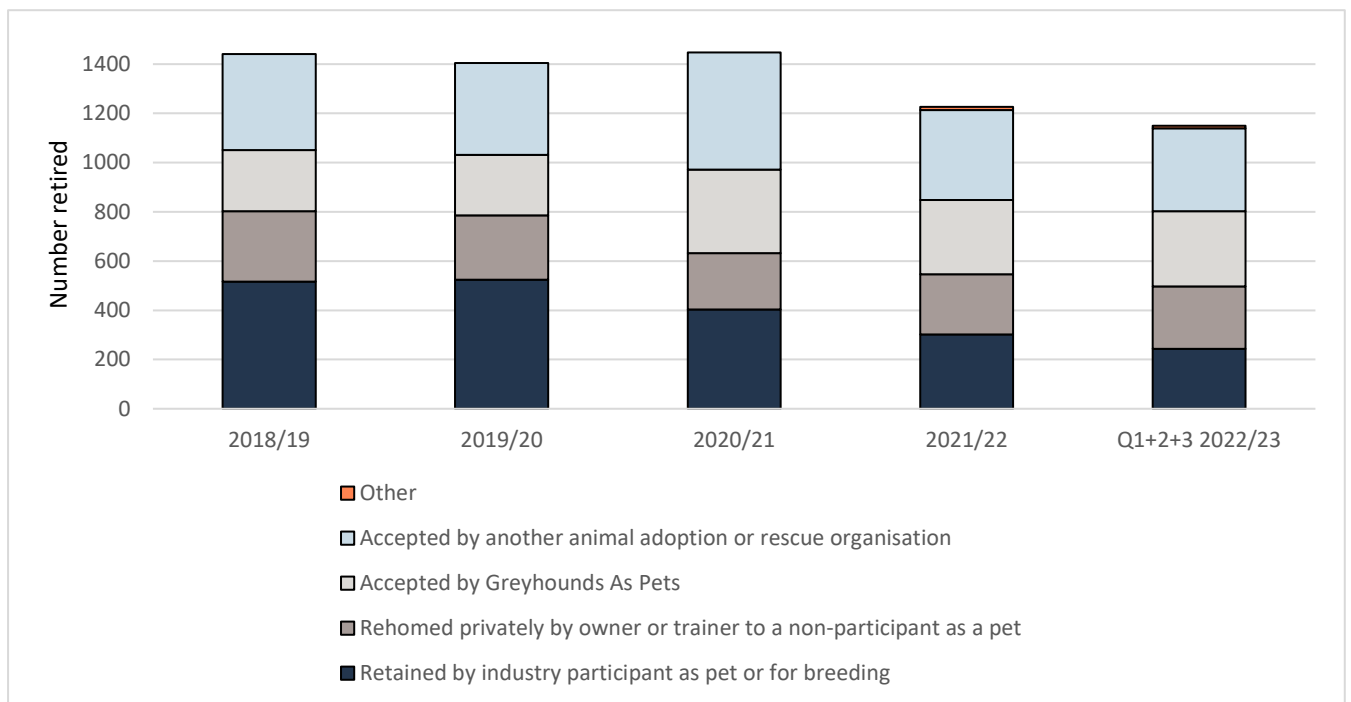
<sup>2</sup> Including the RSPCA, AWL or council animal care facilities.

A total of 419 greyhounds were retired this quarter (Table 1).

**Table 2: Greyhound retirement trends**

Destination	FY 2018/19	%	FY 2019/20	%	FY 2020/21	%	FY 2021/22	%	Q1+2+3 2022/23	%
Retained by an industry participant	517	36%	524	37%	403	28%	321	24%	243	21%
Rehomed privately by owner or trainer to a non-participant	285	20%	262	19%	229	16%	277	20%	254	22%
Accepted by Greyhounds as Pets (GAP)	249	17%	246	17%	339	23%	335	25%	306	27%
Accepted by another animal rescue or adoption agency	390	27%	373	27%	477	33%	414	31%	336	29%
Other							5	<1%	11	1%
<b>Total</b>	<b>1441</b>		<b>1405</b>		<b>1448</b>		<b>1352</b>		<b>1150</b>	

**Figure 5: Greyhound retirement trends**



The proportion of greyhounds rehomed by the Greyhounds as Pets program (GAP) continues to increase (Table 2).

Based on the financial year-to-date count, the number of greyhounds retired in 2022/23 is expected to be higher than in 2021/22 (Figure 5).

## Euthanasia

Euthanasia of greyhounds registered with the Commission must conform with the Greyhound Rehoming Policy (<https://www.gwic.nsw.gov.au/integrity/rulesandpolicies>). Euthanasia categories used in this report are described in the policy.

**Table 3: Greyhound euthanasia reported by participants this quarter**

Cause	Number	%
Medical euthanasia not at racetrack certified by a registered veterinarian due to		
injury <sup>1</sup>	45	38%
illness <sup>1</sup>	60	50%
Medical euthanasia due to emergency <sup>2</sup>	0	0%
Euthanasia at race meeting due to injury	14	11%
Euthanasia after registered veterinarian certified that the greyhound was behaviourally unsuitable for rehoming <sup>3</sup>	1	1%
<b>Total</b>	<b>120</b>	

<sup>1</sup>The veterinarian must certify that the greyhound was suffering from an intractable injury or illness that causes significant pain or discomfort, or a marked reduction in quality of life, such that is inhumane or would otherwise compromise the welfare of the greyhound to delay euthanasia.

<sup>2</sup>The circumstances surrounding any emergency euthanasia are examined by the Commission to ensure they are in accordance with the Commission's policies and the *Prevention of Cruelty to Animals Act 1979*.

<sup>3</sup>Euthanasia for behavioural reasons is not currently permitted under the Greyhound Rehoming Policy. These cases are investigated to determine if a breach of the Policy has occurred.

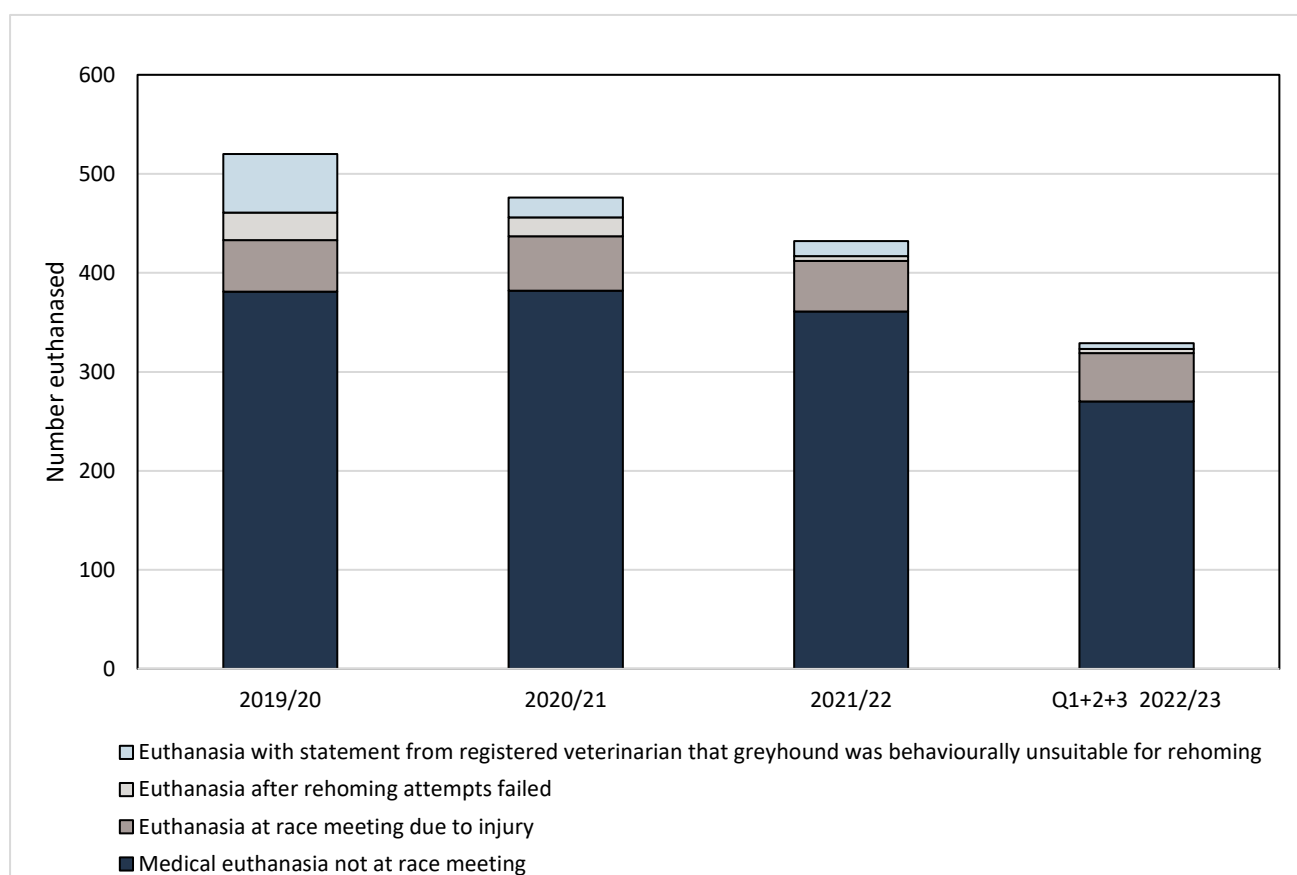
A total of 120 greyhounds were euthanased this quarter, 88 % for illness or injury not at the racetrack (Table 3).

**Table 4: Greyhound euthanasia trends**

Cause	FY 2018/19	%	FY 2019/20	%	FY 2020/21	%	FY 2021/22	%	Q1+2+3 2022/23	%
Medical euthanasia not at racetrack	396	62%	381	73%	382	80%	361	84%	270	82%
Euthanasia at racetrack	97	15%	52	10%	55	12%	51	12%	49	15%
Rehoming attempts failed	36	6%	28	6%	19	4%	5	1%	4	1%
Behaviourally unsuitable <sup>1</sup>	106	17%	59	11%	20	4%	15	3%	6	2%
<b>Total</b>	<b>635</b>		<b>520</b>		<b>476</b>		<b>432</b>		<b>329</b>	

<sup>1</sup>Euthanasia for behavioural reasons was not permitted under the Greyhound Rehoming Policy from 1 December 2019 onwards. Current GWIC policy requires this notification to be certified as necessary by a veterinary practitioner.

**Figure 6: Greyhound euthanasia trends**



The number of greyhounds euthanased to in the first three quarters of this financial year suggests that the year total will be similar to 2021/22 (Figure 6).

The proportion of greyhounds euthanased for medical reasons (not at race meetings) has remained relatively stable over three years, while the proportion euthanased after the failure of rehoming attempts and for behavioural reasons continues to decline (Table 4, Figure 6).

## Death

**Table 5: Greyhound deaths reported by participants this quarter**

Cause	Number	%
Deceased due to accident and/or injury	44	45%
Deceased due to illness or old age	13	13%
Deceased due to natural or unknown causes	39	40%
Sudden death at race meeting	1	1%
<b>Total</b>	<b>97</b>	

A total of 97 greyhounds died this quarter, 53% of them from illness, old age or unknown causes (Table 5).

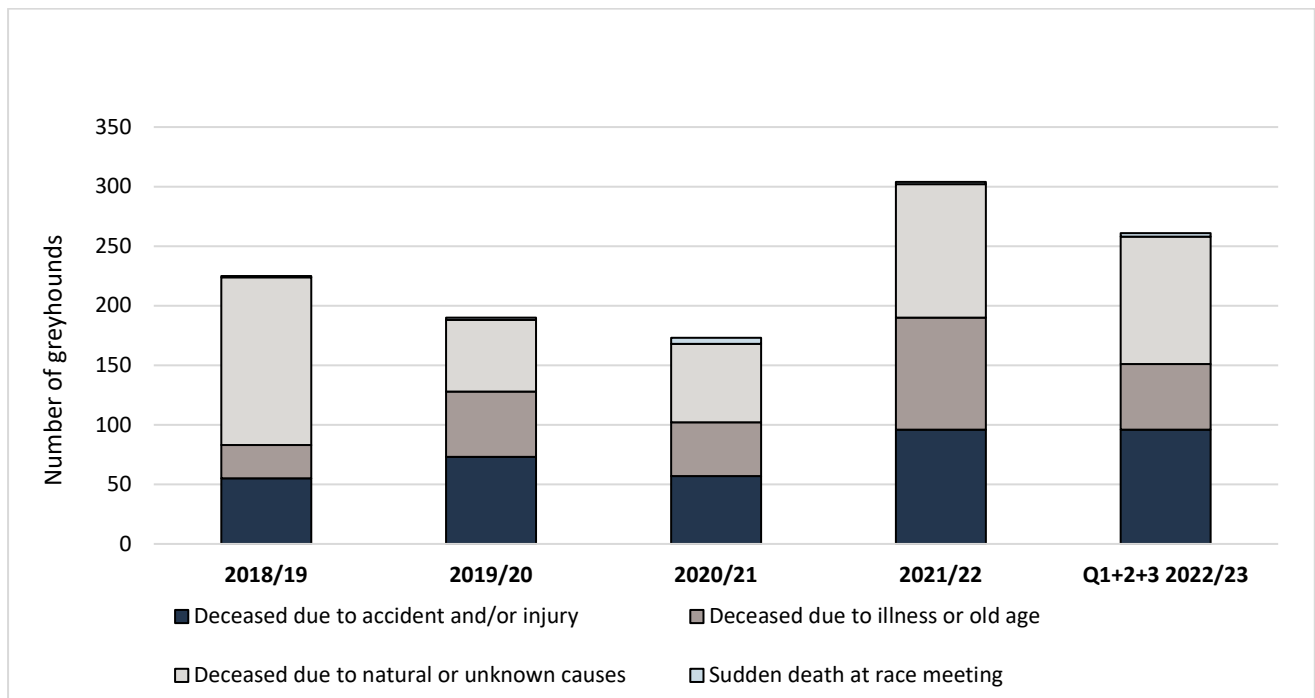
**Table 6: Greyhound death notification trends**

Cause	FY		FY		FY		FY		Q1+2+3	
	2018/19 <sup>1</sup>	%	2019/20 <sup>2</sup>	%	2020/21	%	2021/22	%	2022/23	%
Accident and injury	55	24%	73	37%	57	33%	96	32%	96	37%
Illness or old age	28	12%	55	31%	45	26%	94	31%	55	21%
Natural or unknown causes	141	63%	60	31%	66	38%	112	37%	107	41%
Sudden death at race meeting	1	>1%	2	1%	5	3%	2	>1%	3	1%
<b>Total</b>	<b>225</b>		<b>190</b>		<b>173</b>		<b>304</b>		<b>261</b>	

<sup>1</sup> Numbers are deaths full financial year as reported to the Commission at 11/12/ 2020

<sup>2</sup> Numbers are deaths full financial year as reported to the Commission at 4/8/2020

**Figure 7: Greyhound death notification trends**



The number of greyhounds that died in the first three quarters of this financial year suggests that the year total will be similar to, or slightly higher than, the 2021/22 year. This increase in deaths in 2021/22 and 2022/23 compared to previous years may be a feature of the size and age of the greyhound population, as greyhounds whelped in years where breeding was higher are now reaching an age where they are more likely to die from illness and old age.